

# QUALITY CONTROL FOR GARMENT

BY:  
Dr. WIDIHASTUTI, M.PD  
[widihastuti@uny.ac.id](mailto:widihastuti@uny.ac.id)

# QUALITY CONTROL OF BABY/ INFANT GARMENT




# INSPECTION FOR BABY/ INFANT GARMENT FINE GAUGE KNITWEAR

- VISUAL APPERANCE OF GARMENT INSIDE PACKET
- VISUAL APPEREANCE OF SHIRTS OUT OF PACKET

## ▶ VISUAL APPERANCE OF GARMENT INSIDE PACKET

- Packet must be correct size



- Packaging must undamaged
- The printing of all information on the packet must be clear and accurate.

## ▶ VISUAL APPERANCE OF SHIRTS OUT OF PACKET

- The shirt should be completely free in any part of the garment any flaws, holes, damages, spots, or soilage
- Cuff and neck rib should be matching shade unless order states otherwise.
- The garment must not show signs of twisting or spiraled.

- Seams must have a clean neat visual appearance.
- Stripes and check design must be matched and must not run off at the hem.
- Color shading is not allowed.



# QUALITY CONTROL FOR SKIRT

## SKIRT

- VISUAL APPERANCE OF SKIRT
- PLACKET, POCKET, HEMS
- SEAM CONSTRUCTION
- FASTENING
- ZIPPER, WAIST
- LINING, BELTLOOP, FINISHING
- APPLIQUES, STYLING
- SIZING AND LABELS



## ▶ VISUAL APPEARANCE OF SKIRTS.

- The garment appear neat and tidy with no unwanted creases or pleats.
- The garment should be completely free in any part of the garment of any flaws, holes, damages, spots or soilage.
- The garment must not show signs of twisting.



- Patterned fabrics should match at all seams.
- Pile should run in the same direction in all parts.
- Color of shading must be avoided.

## ▶ PLACKET

- Button and button holes must be aligned with each other in order the placket lie flat.
- Placket parts must be of equal length.
- Placket must be secured at bottom

## ▶ POCKET


- The pocket must be symmetrical
- Pocket corners/ flaps must be secure


- Pocket must be level.
- Size of the pocket bag must be sufficient.

## ▶ HEMS

- Hems must be flat without twisting and be even in depth.
- Blind stitched hems must be free from stitch impressions.

# SEAM CONSTRUCTION

- The minimum seam allowance for closed seams is 0.7cm. For pressed open seams 1.0cm per cm.
  - Minimum stitch density for knitted fabric is 5 stitches per cm/.
  - Seat seam to be sewn by two thread chain stitch or sewn twice with lockstitch.
  - Seam must be pucker free.
- 

- Monofilament thread is not allowed.
  - All seams must be finished off securely.
  - Seams must be free from needle damage.
  - Darts should be of even length and sewn to a fine point.
- 

# FASTENING

- Button/ fastenings must be securely attached.
- Buttonholes must be cleanly finished.
- Button/ stud size must be compatible to the size of the buttonhole.
- Snap fasteners must be rustproof and without sharp edges.
- Belt length must be compatible with the size of garment.
- Centre eyelet must be the waist size.

## ▶ ZIPPERS

- Only approved zippers can be used.
- Zippers must be sewn in flat, straight, and secure.
- Zippers should have a bottom stop.

## ▶ WAIST

- Elasticized waistband must have sufficient stretch and recovery.
- Pleats / gatherings must be evenly distributed.

- Linings should be 2cm shorter than outer shell.

## ▶ BELTLOOPS

- Belt loops must be secure and neatly trimmed.





## ▶ FINISHING

- All visible raw edges must be over locked.
- All threads ends must be removed and seams neatly finished.
- Garment must be neatly pressed without glazing.

## ▶ APPLIQUES

- Appliques must appear neat and tidy.
- Appliques must appear securely attached

## ▶ STYLING

- All style details must comply with the order.

## ▶ SIZING AND LABELS

- Garment sizing must be in accordance to appropriate size chart.
- Care instruction must comply with the order.
- Labeling instruction must comply with the order.
- Hanger loop position must be in accordance to appropriate size of the hanger.

▶ Sumber: *Quality Management System for Indonesian Garment Factories*

▶ *SELAMAT BELAJAR SEMOGA SUKSES*