

Communicative Language Teaching, Task-Based Learning & PPP




What is CLT?

- An approach based on the view that language learning means learning how to communicate effectively in the world outside the classroom.



Communicative Language Teaching (CLT)

- - an approach to language teaching methodology that emphasizes authenticity, interaction, student-centered learning, **task-based activities**, and communication for real-world, meaningful purposes



Main features of CLT

- Goal = to communicate in the target language
- Emphasis on meaning and using the language rather than on the structure or form of the language
- The four skills are developed simultaneously.




Main features of CLT

- One role of the teacher = that of a facilitator—helps Ss to communicate in English and motivates them to work with the language
- Ss often interact through pair or group work.




The Presentation, Practice and Production (PPP) Lesson

- PPP is used particularly when teaching aims at **presenting new language**.
- In PPP the presentation is done **contextually** by showing the students the **meaning** of what they are going to learn.
- Presentation is then followed with controlled practices focusing on the new language.
- Activities sum up with production **activities**, through less control practice where students use the new language in a communication process.



Presentation techniques and Introductory Activities

- Presentation techniques are ways to present (**introduce** to the learners **for the first time**) **new language** such as vocabulary, grammatical structures and pronunciation.
- Introductory activities are those used to **introduce a lesson or a teaching topic.**




Introductory activities

- Introductory stage of a lesson helps students to settle into a lesson and focus on its content.
- Some activities (sometimes labeled differently) are commonly done in an introductory stage.
- Such activities cover **warmers** and **leads-in** (Spratt, Pulverness & Williams, 2005), or apperception & leads-in.
- Some experts in teaching suggest that it is necessary in the introductory stage that a teacher motivates the students by ~~contextualizing~~ contextualizing the lesson.




Spratt, Pulverness & Williams' Warmers and Leads-in

- Warmers aim to raise the students energy levels or to make the students feel comfortable.
- Warmers **might** no be **directly** connected to the topic of the lesson.
- Warmers can be in the forms of games, puzzles, songs, quiz, or even other pair or group activities.



Leads-in activities

- Leads-in focus on the topic or the new language.
- Leads-in can also focus and motivate the students and make a link between the lesson and students real life.



Stages of a lesson

- Warmers are used to raise students' energy levels or to make them feel comfortable. They are not always connected to the topic of the lesson.
- Lead-ins focus on the topic or new language of the lesson. They can also be used to motivate students, make a link between the topic and students' own lives.



Stages of a lesson

- **Presentation**—Ts present the new language in context.
- **Practice**—Ss practise the new language in a controlled way.
- **Production**—Ss produce the language in a freer activity that allows them to communicate using the language they've just learned.



What is TBL?

- An approach that focuses on the **'process'** of communicating by setting learners tasks to complete using the target language. Ss **acquire** language as they try to express themselves and understand others.

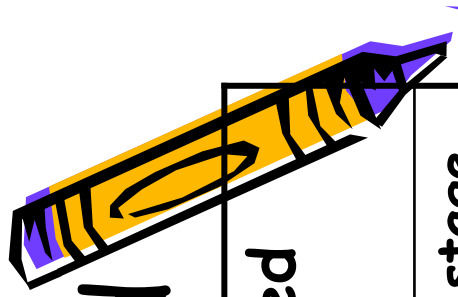


Task Sequence

- **Pre-task:** activities which prepares Ss to complete a task
- **Tasks:** main body of the lesson and involve a number of steps
- **Post-task:** move away from fluency to accuracy



PPP, TBL & Genre-based



PPP	TBL	Genre-based Learning
Introductory stage	Introductory stage	Introductory stage
Presentation (Introducing new Language)	Problem Orientation	BKOF (Introducing new communicative purpose, generic structure & language) Modeling
(Controlled) Practices	Discussing new/problematic language in the task	JCOT
Production	Exercising the (needed) new language	ICOT

