

Main Menu

- [Home](#)
- [Mission and scope](#)
- [Abstracting & Indexing](#)
- [Editorial board](#)
- [Instructions for authors](#)
- [Archive](#)
- [Subscriptions](#)
- [For reviewers](#)
- [Submit article](#)

Next issue

- [Manuscripts under evaluation](#)

Search



 [SCImago Journal & Country Rank](#)

ABSTRACTING AND INDEXING

(JPES) is nationally acknowledged by **C.N.C.S.I.S.**, being included in the **B+** category publications,

CODE 354 2011 / 2014

Journal of Physical Education and Sport has linked its papers to references

by [DOI \(Digital Object Identifier\)](#) numbers.

 crossref_badge

[SCOPUS ELSEVIER](#) [Bibliographic Databases](#)

Scopus is the largest abstract and citation database of peer-reviewed literature and quality web sources with smart tools to track, analyze and visualize research

[EBSCO Sport Discus with full text](#)

[PROQUEST](#)

[DOAJ](#)

[OPEN J – GATE](#)

[Excellence in Research for Australia ERA](#)

[Australian Research Council ARC - Ranking Journal list 2012](#)

screen_logo

Index Copernicus

Formerly

[**CITIUS ALTIUS FORTIUS - JOURNAL OF PHYSICAL EDUCATION AND SPORT**](#)

Continued by

[**JOURNAL OF PHYSICAL EDUCATION AND SPORT**](#)

[Google Academic](#)

[SCIPIO](#)

ERIH PLUS NSD

<https://dbh.nsd.uib.no/publiseringskanaler/erihplus/periodical/info?id=479989>

JOURNAL INDEX CATALOGUE

[The University of Tennessee at Chattanooga, TN USA, Lupton Library](#)

Lupton Library is pleased to announce the addition of **[Web of Science](#)** to our current database holdings.

[University of Groningen, e – journal](#)

[Cambridge University Library, ejournals@cambridge](#)

[Israel Library Network](#)

[San José Public Library System, California USA, is the largest public library system between San Francisco and Los Angeles.](#)

[Dayang International Scientific e-Journals Korea](#)

[University of Virginia Library](#)

[California State University, Monterey Bay Library](#)

[University of the West, Rosemead, USA](#)

[ILAN University Library Browse by Database/Journal Package, Taiwan](#)

[TURKISH ACADEMIC NETWORK](#)

[University of Calabria](#)

[Quebec, Canada, La bibliotheque de de l'UQUAR](#)

[Birmingham Public Library](#)

[New Jour, Electronic Journals](#)

[Universia Biblioteca Net, Madrid Spain](#)

[Word Press, La Criée : périodiques en ligne, l'Université Toulouse 2](#)

[University of Ottawa, uOttawa Library](#)

[Bibliothèque Universitaire de Sciences de Grenoble, Périodiques Electroniques](#)

[Feng Chia University Library Browse by Database/Journal Package](#)

[Bimpe - Base d'information mutualiste sur les périodiques électroniques](#)

[Cold Spring Harbor, New York, USA](#)

[Memorial Sloan Kottering](#)

[University of Saskatchewan, Canada](#)

[University of Gent, Belgium](#)

[Content service Platform, Beijing, P.R China](#)

[James Cook University, Australia](#)

[University of Wisconsin – Whitewater, Andersen Library, US](#)

[Kun Shan University Library Browse by Database/Journal Package, Taiwan](#)

[The University of Hong Kong, Scholars Hub](#)

[Universite de Quebec, bibliothèque de l'École de technologie supérieure, Bibliothèque de l'ÉTS, Revues et journaux électroniques](#)

[The University of North Dakota, US, Library of Health Sciences](#)

[HARVARD Libraries, Hollis Massachusetts, US](#)

Journal Finder Platform and Partners

- [Abilene Christian University](#); Abilene TX
- [ASCD](#); Alexandria VA
- [Austin College](#); Sherman TX
- [Barton College](#); Wilson NC
- [Belmont Abbey College](#); Belmont NC
- [Bethany Lutheran College](#); Mankato MN
- [Bennett College](#); Greensboro NC
- [Billings Clinic](#); Billings MT
- [Brunswick Community College](#); Supply NC
- [Bridgewater College](#); Bridgewater VA
- [Bryan College](#); Dayton TN
- [Butler Community College](#); El Dorado KS
- [Cape Fear Community College](#); Wilmington NC
- [Catawba College](#); Salisbury NC
- [Central Piedmont Community College](#); Charlotte NC
- [Chowan University](#); Murfreesboro NC
- [Christopher Newport University](#); Newport News VA
- [Concordia University](#); Seward NE
- [Coker College](#); Hartsville SC
- [Elizabeth City State University](#); Elizabeth City NC
- [Elon University](#); Elon NC
- [Erie VA Medical Center](#); Erie PA
- [Fayetteville State University \(locally-maintained site\), FSU centrally-maintained site](#); Fayetteville NC
- [Greensboro College](#); Greensboro NC
- [Guilford College](#); Greensboro NC
- [Guilford Technical Community College](#); Jamestown NC
- [Hazleton General Hospital](#); Hazleton PA
- [High Point University](#); High Point NC
- [Hollins University](#); Roanoke VA

- [Howard Payne University](#); Brownwood TX
- [Johnson C Smith University](#), Charlotte NC
- [King College](#), Bristol TN
- [Kirkwood Community College](#), Cedar Rapids IA
- [Lamar University](#), Beaumont TX
- [Livingstone College](#), Salisbury NC
- [Landstuhl Regional Medical Center](#), Landstuhl Germany
- [Lyon College](#); Batesville AR
- [Meredith College](#); Raleigh NC
- [Methodist University](#); Fayetteville NC
- [Mount Olive College](#); Mount Olive NC
- [New Mexico State University Alamogordo](#); Alamogordo NM
- [NHCP Libraries](#); Camp Pendleton CA
- [NIST/BFRL Research Information Services](#); Gaithersburg MD
- [North Carolina Central University](#); Durham NC
- [North Carolina Wesleyan College](#); Rocky Mount NC
- [Oklahoma Christian University](#); Oklahoma City OK
- [Ouachita Baptist University](#); Arkadelphia AR
- [Our Lady of the Lake University](#); San Antonio TX
- [Panola College](#); Carthage TX
- [Peace College](#); Raleigh NC
- [Pellissippi State Technical Community College](#); Knoxville TN
- [Pfeiffer University](#); Misenheimer NC
- [Phillips Theological Seminary](#); Tulsa OK
- [Rochester College](#); Rochester Hills MI
- [Rockingham Community College](#); Wentworth NC
- [Rocky Mountain College](#); Billings MT
- [St. Andrews Presbyterian College](#); Laurinburg NC
- [Salem College](#); Winston-Salem NC
- [Southeastern Oklahoma State University](#); Durant OK
- [Southwestern Baptist Theological Seminary](#); Fort Worth TX
- [Southern Virginia University](#), Buena Vista VA
- [State Library of Kansas](#), Topeka KS
- [Sterling College](#), Sterling KS
- [Sweet Briar College](#); Amherst VA
- [Transylvania University](#), Lexington KY
- [UNC Greensboro](#); Greensboro NC
- [UNC Pembroke](#); Pembroke NC
- [UNC School of the Arts](#); Winston-Salem NC
- [Walsh University](#); North Canton OH
- [Wake Tech](#); Raleigh NC
- [Warren Wilson College](#); Swannanoa NC
- [Westminster College](#), Fulton MO

[University of Calgary, Canada](#)

[OHSU Library Oregon Health and Science University](#)

[Electronic Journals](#)

[Périodiques électroniques UOAM](#)

[Katalog University Berlin, Berlin University Library](#)

[Catalog Sudoc](#)

[DIRECTORY OF E JOURNALS \(DOEJ\) John F. Kennedy Library](#)

Start date 20 feb 2009

 United States flag	United States (160375)
 Romania flag	Romania (14932)
 Greece flag	Greece (8447)
 Ukraine flag	Ukraine (7699)
 India flag	India (6697)
 Germany flag	Germany (4857)
 United Kingdom flag	United Kingdom (3933)
 Turkey flag	Turkey (3900)
 Italy flag	Italy (3795)
 Brazil flag	Brazil (3236)
 Russia flag	Russia (3219)
 China flag	China (2519)
 Iran flag	Iran (2503)
 France flag	France (2135)
 Spain flag	Spain (2081)
 Canada flag	Canada (1983)
 Portugal flag	Portugal (1925)
 Netherlands flag	Netherlands (1908)
 Poland flag	Poland (1747)
 Japan flag	Japan (1691)

 Czech Republic flag	Czech Republic (1656)
 Malaysia flag	Malaysia (1560)
 Jordan flag	Jordan (1341)
 Philippines flag	Philippines (1183)
 Australia flag	Australia (1116)
 Slovak Republic flag	Slovak Republic (1098)
 Norway flag	Norway (634)
 Indonesia flag	Indonesia (632)
 Sweden flag	Sweden (611)
 Saudi Arabia flag	Saudi Arabia (577)
 Finland flag	Finland (542)
 Hungary flag	Hungary (540)
 Korea flag	Korea (524)
 Thailand flag	Thailand (487)
 Israel flag	Israel (437)
 Nigeria flag	Nigeria (418)
 Austria flag	Austria (335)
 Mexico flag	Mexico (330)
 Lithuania flag	Lithuania (324)
 Bulgaria flag	Bulgaria (321)
 Pakistan flag	Pakistan (313)
 Egypt flag	Egypt (298)
 Belgium flag	Belgium (283)
 Denmark flag	Denmark (267)
 Moldova flag	Moldova (231)
 Macedonia flag	Macedonia (230)
 Croatia/Hrvatska flag	Croatia/Hrvatska (227)
 Latvia flag	Latvia (218)
 Switzerland flag	Switzerland (197)
 Singapore flag	Singapore (193)
 South Africa flag	South Africa (188)
 Colombia flag	Colombia (186)
 Ireland flag	Ireland (182)
 Seychelles flag	Seychelles (179)


 Hong Kong flag	Hong Kong (171)
 New Zealand flag	New Zealand (171)
 Ethiopia flag	Ethiopia (162)
 Argentina flag	Argentina (161)
 Taiwan flag	Taiwan (161)
 Chile flag	Chile (145)
 Bosnia flag	Bosnia (119)
 Kenya flag	Kenya (116)
 Cyprus flag	Cyprus (111)
 Belize flag	Belize (103)
 Albania flag	Albania (97)
 British Indian Ocean Territory flag	British Indian Ocean Territory (95)
 Estonia flag	Estonia (90)
 Luxembourg flag	Luxembourg (85)
 Zimbabwe flag	Zimbabwe (83)
 Belarus flag	Belarus (80)
 Arab Emirates flag	Arab Emirates (77)
 Libyan flag	Libyan (74)
 Slovenia flag	Slovenia (71)
 Sri Lanka flag	Sri Lanka (69)
 Brunei Darussalam flag	Brunei Darussalam (68)
 Cameroon flag	Cameroon (68)
 Georgia flag	Georgia (68)
 Uruguay flag	Uruguay (67)
 Ghana flag	Ghana (63)
 Macau flag	Macau (62)
 Tunisia flag	Tunisia (54)
 Venezuela flag	Venezuela (54)
 Algeria flag	Algeria (48)
 Mauritius flag	Mauritius (47)
 Qatar flag	Qatar (46)

 Iraq flag	Iraq (44)
 Botswana flag	Botswana (42)
 Bangladesh flag	Bangladesh (39)
 Gambia flag	Gambia (36)
 Oman flag	Oman (35)
 Uganda flag	Uganda (32)
 flag	(26)
 Vietnam flag	Vietnam (26)
 Fiji flag	Fiji (24)
 Uzbekistan flag	Uzbekistan (24)
 Kazakhstan flag	Kazakhstan (22)
 Serbia flag	Serbia (22)
 Cote d'Ivoire flag	Cote d'Ivoire (20)
 Morocco flag	Morocco (20)
 Armenia flag	Armenia (19)
 Dominican Republic flag	Dominican Republic (19)
 Swaziland flag	Swaziland (19)
 Malta flag	Malta (17)
 Syria flag	Syria (17)
 Guyana flag	Guyana (16)
 Namibia flag	Namibia (16)
 Nepal flag	Nepal (15)
 Benin flag	Benin (14)
 Ecuador flag	Ecuador (14)
 Iceland flag	Iceland (14)
 Peru flag	Peru (14)
 Bhutan flag	Bhutan (13)
 Guatemala flag	Guatemala (13)
 Palestina flag	Palestina (12)
 Kuwait flag	Kuwait (11)
 Lebanon flag	Lebanon (11)
 Senegal flag	Senegal (11)
 St. Helena flag	St. Helena (11)

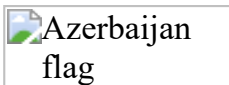
 Trinidad and Tobago (11)

 Zambia (11)


 Bahrain (8)


 Kyrgyzstan (8)

 (7)


 Azerbaijan (7)


 Tanzania (7)

 Bolivia (6)

 Congo (6)

 Panama (6)

 Yemen (6)

 Andorra (5)


 Cuba (5)

 Niue (5)

 Western Samoa (5)

 Bahamas (4)


 Costa Rica (4)


 Faroe Islands (4)


 Greenland (4)

 Mozambique (4)

 Mongolia (3)

 Palau (3)


 Tokelau (3)

 Turks and Caicos Islands (3)


 (2)

 (2)

 (2)

 Angola (2)

 Cayman Islands (2)

 Liechtenstein (2)

 Madagascar (2)

 Puerto Rico flag	Puerto Rico (2)
 Serbia flag	Serbia (2)
 South Georgia and the South Sandwich Islands flag	South Georgia and the South Sandwich Islands (2)
 Sudan flag	Sudan (2)
 Togo flag	Togo (2)
 Afghanistan flag	Afghanistan (1)
 American Samoa flag	American Samoa (1)
 Aruba flag	Aruba (1)
 Bermuda flag	Bermuda (1)
 Cambodia flag	Cambodia (1)
 Cap Verde flag	Cap Verde (1)
 Cocos Islands (Keeling) flag	Cocos Islands (Keeling) (1)
 Congo, Republic of flag	Congo, Republic of (1)
 Dominica flag	Dominica (1)
 El Salvador flag	El Salvador (1)
 French Polynesia flag	French Polynesia (1)
 Grenada flag	Grenada (1)
 Honduras flag	Honduras (1)
 Monaco flag	Monaco (1)
 Montserrat flag	Montserrat (1)
 Sao Tome and Principe flag	Sao Tome and Principe (1)
 Sierra Leone flag	Sierra Leone (1)
 Somalia flag	Somalia (1)
 Turkmenistan flag	Turkmenistan (1)

262460 visits from 175 countries

JPES , Journal of Physical Education and Sport is a registered trademark (all rights reserved) Any full or partial reproduction of the content of this site is punishable by law

Main Menu

- [Home](#)
- [Mission and scope](#)
- [Abstracting & Indexing](#)
- [Editorial board](#)
- [Instructions for authors](#)
- [Archive](#)
- [Subscriptions](#)
- [For reviewers](#)
- [Submit article](#)

Next issue

- [Manuscripts under evaluation](#)

Search



EDITORIAL BOARD

JOURNAL OF PHYSICAL EDUCATION AND SPORT

Is a peer-reviewed scientific journal. The journal provides open access to its content with Frequency - 4 issue(s) per year. Founded in 2001 as „Citius Altius Fortius" in the Physical Education and Sport Faculty, University of Pitești, Romania, continued by JPES starting 2011

Online ISSN 2247 - 806X

ISSN - L = 2247 - 8051

[EDITOR IN CHIEF - Professor Marian Cretu, PhD](#)

HONORARY PRESIDENT OF THE SCIENTIFIC COUNCIL BOARD,
Prof. Tudor O. Bompa, Ph.D. Professor Emeritus, Universitatea York, Toronto, The World Leader in Athletes' Training State University of New York / Free University of Brussels

EDITORIAL STAFF and ASSOCIATE EDITORS

EXECUTIVE EDITOR - Professor Ion Mihăilă, PhD

Head of Coordinating Advisory Editors

Associate Professor Del P. WONG, *Dr. Philos.*, Technological and Higher Education Institute of Hong Kong, **Hong Kong, China**

Coordinating Advisory Editors

Professor Mihailescu Liliana, PhD – University of Pitești, Romania
Associated Professor, Livre Docente - Cassiano Merussi Neiva, PhD, University Estadual Paulista, Bauru, São Paulo, Brasil
Associated Professor Bernard Massiera, PhD - Université Sophia Antipolis, Nice, France

Editing and Proofreading

Assistant Professor P. E. Pedagogy Dr. N. K. Rathee, Delaware State University, USA

International Advisory Board of Reviewers

Professor Vladimir Zatsiorsky, PhD - Pennsylvania State University, Biomechanics Lab, United States of America

Professor Renato Manno PhD - Esperto in Teoria e Metodologia dell'Allenamento Facoltà di Scienze Motorie, L'Aquila, Italy e Direttore del Dipartimento di Scienza dello Sport, Istituto di Medicina e Scienza dello sport del Coni

Professor Robert Donatelli, Ph.D, PT, OCS, National Director of Sport Rehabilitation for Physio-therapy. Associates in Suwanee, GA, University Rocky Mountain, United States of America

Professor Giuseppe Banfi, PhD - University of Milan, Italy, Clinical Biochemistry, School of Medicine, Director of Research Projects, Scientific Institute Galeazzi, Milan

Professor Pedro Pérez Soriano Dr.- Universidad de Valencia, Spain, Facultad de Ciencias de la Actividad Física y el Deporte

Professor Kotzamanidis Christos Ph.D - Department of Physical Education and Sport Science Aristotle University Thessaloniki Greece, Referey in international journal, JSS, BJSM, JSMS, MPC

Professor Jošt Bojan, PhD - Science of Sport, Dean Faculty of Sport, University of Ljubljana, Slovenia

Professor Weimo Zhu, Ph.D. - Department of Kinesiology & Community Health University of Illinois at Urbana-Champaign, United States of America

Professor. Dr. H. Van Coppennolle - Faculty of Physical Education and Physiotherapy, Catholic University, Leuven, Belgium, Professor. Ass. Mag. Dr.

Professor Mário A. Cardoso Marques, PhD, Sports Science Department, University of Beira Interior, Covilhã, Portugal, Researcher Lab Director

Associated Professor, Livre Docente - Cassiano Merussi Neiva, PhD, University Estadual Paulista, Faculty of Science - Laboratory of Metabolism and Exercise Physiology (MEFE) - Bauru, São Paulo, Brasil

Associated Professor Denis Parisot, PhD - Université Sophia Antipolis, Nice, France

Associated Professor Bernard Massiera, PhD - Université Sophia Antipolis, Nice, France

Associate professor Malousaris Grigoris – National and Kapodistrian University of Athens, Greece

Professor Steven Morrison, College of Humanities and Social Science The University of Edinburgh, UNITED KINGDOM

Professor Ricardo J. Fernandes, PhD, Centre of Research, Education, Innovation and Intervention in Sport, Faculty of Sport, University of Porto, Portugal

Professor Maurizio Sibilio, PhD , - University of Salerno - Italy

Professor Daniel Merinho, PhD , - University of Beira Interior, Department of Sport Science, Portugal

Assistant Professor P. E. Pedagogy Dr. N. K. Rathee, Delaware State University, USA

Assistant Professor Rolf Kretschmann, PhD, University of Stuttgart, Department of Sport and Exercise Science, Germany

Researcher Filipe Manuel Clemente, Faculty of Sport Science and Physical Education, University of Coimbra Portugal

Associate Professor and Program Leader Del P. WONG, Faculty of Management and Hospitality, Technological and Higher Education Institute of Hong Kong, China

Professor Vitaly A. Kashuba, PhD – Pro-rector, National University of Physical Education and Sport, Kyev, Ukraine

Assistant Professor Paola Aiello, Department of Human, Philosophical and Educational Sciences – University of Salerno, ITALY

Full Professor of Methods and Didactics of Sport Activities, Mario Lipoma University of Enna “Kore”, Italy

Associate Professor, Corona Felice, Departement of Medicine and Surgery, University of Salerno, Italy

Assistant Professor Nadia Carlomagno, PhD, University "Suor Orsola Benincasa" of Naples, Italy

Professor Gregory C. Bogdanis, PhD, Department of Physical Education and Sports Science, University of Athens, Greece.

Lecturer Nikolaidis Pantelis T., Hellenic Army Academy, Department, of Physical and Cultural Education, Thermopylon 7, Nikaia 184 50, Athens, Greece

National Advisory Board of Reviewers

Professor Pierre de Hillerin, PhD - National Institute of Sport Research, Bucharest, Romania

Professor Gagea Adrian, PhD - National University of Physical Education and Sport Bucharest, Romania

Professor Gloria Rata, PhD – Sport Science of Movement and Health Faculty Bacău, Romania

Professor Mihăilescu Nicolae, PhD - University of Pitești, Romania

Professor Stăncioiu Aurelia Felicia, PhD - Academy of Economic Studies Bucharest, Romania

Professor Niculescu Ionela, PhD– University of Pitești, Romania

Professor Rusu Ligia, M.D. PhD - University of Craiova, Romania

Professor Damian Mirela, PhD - Ovidius University of Constanta, Faculty of Physical Education and Sport, Romania

Professor Grigore Vasilica, PhD - National University of Physical Education and Sport Bucharest, Romania

Researcher Alina Isabela Gherghisan, PhD - National Institute for Sport Research, Bucharest, Romania

Senior Lecturer Savoiu Gheorghe PhD, University of Pitesti, Romania

Assistants' Executive Editor

Associate professor Rosu Daniel, PhD;
Associate professor Fleancu Leonard, PhD;
Lecturer PhD Mihai Ilic;
Associate professor PhD Butnariu Mihaela

Editorial Office:

tel / fax

+40 248 218 276

0040 248 218 276

EDITOR contact: email: marian.cretu@efsupit.romarian.cretu@efsupit.ro

PUBLISHER UNIVERSITY OF PITESTI - EUP - Fianu Sorin, PhD – sorin.fianu@eup.rosorin.fianu@eup.ro

Start date 20 feb 2009

 United States flag	United States (160385)
 Romania flag	Romania (14932)
 Greece flag	Greece (8447)
 Ukraine flag	Ukraine (7699)
 India flag	India (6697)
 Germany flag	Germany (4857)
 United Kingdom flag	United Kingdom (3934)
 Turkey flag	Turkey (3900)


 Italy flag	Italy (3795)
 Brazil flag	Brazil (3237)
 Russia flag	Russia (3219)
 China flag	China (2519)
 Iran flag	Iran (2503)
 France flag	France (2135)
 Spain flag	Spain (2081)
 Canada flag	Canada (1983)
 Portugal flag	Portugal (1925)
 Netherlands flag	Netherlands (1908)
 Poland flag	Poland (1747)
 Japan flag	Japan (1691)
 Czech Republic flag	Czech Republic (1657)
 Malaysia flag	Malaysia (1560)
 Jordan flag	Jordan (1341)
 Philippines flag	Philippines (1183)
 Australia flag	Australia (1116)
 Slovak Republic flag	Slovak Republic (1098)
 Norway flag	Norway (634)
 Indonesia flag	Indonesia (632)
 Sweden flag	Sweden (611)
 Saudi Arabia flag	Saudi Arabia (577)
 Finland flag	Finland (542)
 Hungary flag	Hungary (540)
 Korea flag	Korea (524)
 Thailand flag	Thailand (487)
 Israel flag	Israel (437)
 Nigeria flag	Nigeria (418)
 Austria flag	Austria (335)
 Mexico flag	Mexico (330)
 Lithuania flag	Lithuania (324)
 Bulgaria flag	Bulgaria (321)
 Pakistan flag	Pakistan (313)
 Egypt flag	Egypt (298)
 Belgium flag	Belgium (283)
 Denmark flag	Denmark (267)
 Moldova flag	Moldova (231)

 Macedonia flag	Macedonia (230)
 Croatia/Hrvats flag	Croatia/Hrvatska (227)
 Latvia flag	Latvia (218)
 Switzerland flag	Switzerland (197)
 Singapore flag	Singapore (193)
 South Africa flag	South Africa (188)
 Colombia flag	Colombia (186)
 Ireland flag	Ireland (182)
 Seychelles flag	Seychelles (179)
 Hong Kong flag	Hong Kong (171)
 New Zealand flag	New Zealand (171)
 Ethiopia flag	Ethiopia (162)
 Argentina flag	Argentina (161)
 Taiwan flag	Taiwan (161)
 Chile flag	Chile (145)
 Bosnia flag	Bosnia (119)
 Kenya flag	Kenya (116)
 Cyprus flag	Cyprus (111)
 Belize flag	Belize (103)
 Albania flag	Albania (97)
 British Indian Ocean Territory flag	British Indian Ocean Territory (95)
 Estonia flag	Estonia (90)
 Luxembourg flag	Luxembourg (85)
 Zimbabwe flag	Zimbabwe (83)
 Belarus flag	Belarus (80)
 Arab Emirates flag	Arab Emirates (77)
 Libyan flag	Libyan (74)
 Slovenia flag	Slovenia (71)
 Sri Lanka flag	Sri Lanka (69)
 Brunei Darussalam flag	Brunei Darussalam (68)


 Cameroon flag	Cameroon (68)
 Georgia flag	Georgia (68)
 Uruguay flag	Uruguay (67)
 Ghana flag	Ghana (63)
 Macau flag	Macau (62)
 Tunisia flag	Tunisia (54)
 Venezuela flag	Venezuela (54)
 Algeria flag	Algeria (48)
 Mauritius flag	Mauritius (47)
 Qatar flag	Qatar (46)
 Iraq flag	Iraq (44)
 Botswana flag	Botswana (42)
 Bangladesh flag	Bangladesh (39)
 Gambia flag	Gambia (36)
 Oman flag	Oman (35)
 Uganda flag	Uganda (32)
 flag	(26)
 Vietnam flag	Vietnam (26)
 Fiji flag	Fiji (24)
 Uzbekistan flag	Uzbekistan (24)
 Kazakhstan flag	Kazakhstan (22)
 Serbia flag	Serbia (22)
 Cote d'Ivoire flag	Cote d'Ivoire (20)
 Morocco flag	Morocco (20)
 Armenia flag	Armenia (19)
 Dominican Republic flag	Dominican Republic (19)
 Swaziland flag	Swaziland (19)
 Malta flag	Malta (17)
 Syria flag	Syria (17)
 Guyana flag	Guyana (16)
 Namibia flag	Namibia (16)
 Nepal flag	Nepal (15)
 Benin flag	Benin (14)
Ecuador flag	Ecuador (14)
Iceland flag	Iceland (14)

	Peru (14)
	Bhutan (13)
	Guatemala (13)
	Palestina (12)
	Kuwait (11)
	Lebanon (11)
	Senegal (11)
	St. Helena (11)
	Trinidad and Tobago (11)
	Zambia (11)
	Bahrain (8)
	Kyrgyzstan (8)
	(7)
	Azerbaijan (7)
	Tanzania (7)
	Bolivia (6)
	Congo (6)
	Panama (6)
	Yemen (6)
	Andorra (5)
	Cuba (5)
	Niue (5)
	Western Samoa (5)
	Bahamas (4)
	Costa Rica (4)
	Faroe Islands (4)
	Greenland (4)
	Mozambique (4)
	Mongolia (3)
	Palau (3)
	Tokelau (3)
	Turks and Caicos Islands (3)


 flag (2)

 flag (2)

 flag (2)


 Angola flag Angola (2)

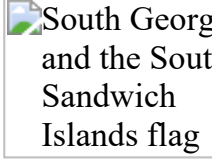
 Cayman Islands flag Cayman Islands (2)

 Liechtenstein flag Liechtenstein (2)

 Madagascar flag Madagascar (2)

 Puerto Rico flag Puerto Rico (2)

 Serbia flag Serbia (2)

 South Georgia and the South Sandwich Islands flag South Georgia and the South Sandwich Islands (2)

 Sudan flag Sudan (2)

 Togo flag Togo (2)

 Afghanistan flag Afghanistan (1)

 American Samoa flag American Samoa (1)

 Aruba flag Aruba (1)

 Bermuda flag Bermuda (1)

 Cambodia flag Cambodia (1)

 Cap Verde flag Cap Verde (1)

 Cocos Islands (Keeling) flag Cocos Islands (Keeling) (1)

 Congo, Republic of flag Congo, Republic of (1)


 Dominica flag Dominica (1)


 El Salvador flag El Salvador (1)





 French Polynesia flag French Polynesia (1)

 Grenada flag Grenada (1)

 Honduras flag Honduras (1)

 Monaco flag Monaco (1)

 Montserrat flag Montserrat (1)

 Sao Tome and Principe flag	Sao Tome and Principe (1)
 Sierra Leone flag	Sierra Leone (1)
 Somalia flag	Somalia (1)
 Turkmenistan flag	Turkmenistan (1)

262473 visits from 175 countries

JPES , Journal of Physical Education and Sport is a registered trademark (all rights reserved) Any full or partial reproduction of the content of this site is punishable by law

Journal of Physical Education and Sport (JPES)



ISSN:

online ISSN: 2247 - 806X, p-ISSN: 2247 - 8051, ISSN - L = 2247 - 8051

The Journal of Physical Education and Sport (JPES) is a new series of the previous journal, Citius Altius Fortius - Journal of Physical Education and Sport (p-ISSN: 1582-8131, e-ISSN: 2066-2483).

The Journal of Physical Education and Sport is now a registered trademark (all rights reserved).

JPES is a peer-reviewed scientific journal that provides open access to its content and publishes 4 issues per year. All published articles are accessible in PDF format free of charge.

ETHICS OF PUBLICATION: The JPES policy regarding suspected scientific misconduct, which includes plagiarism, fabricated data, and falsification, is based on the "Committee on Publication Ethics (COPE)". Our Journal (JPES) is equipped with licensed software to verify the originality of all submitted articles, and we uphold the principles of originality and ethics of scientific research. The main version of the journal is available online.

Vol 17 Supplement issue 1, February 2017

Art # 1 pp. 3 – 6

[Impact of specialized sports program for students with health issues](#)

ANNA BOZHKOVA¹, PETYA SLAVCHEVA-HINKOVA¹

¹University of Medicine – Sofia, Center of Language Training, Physical Education and Sports, Sofia, BULGARIA

Published online: February 15, 2017

(Accepted for publication December 20, 2016)

DOI:10.7752/jpes.2017.s1001

Art # 2 pp. 7 – 15

[Application of ecological tourism in physical education of primary school age children](#)

OLENA ANDRIEIEVA¹, YAROSLAV GALAN², ANNA HAKMAN³, INNA HOLOVACH⁴

^{1,4} National University of Physical Education and Sport of Ukraine, Kyiv, UKRAINE

^{2,3} Chernivtsi Yuri Fedkovych National University, Chernivtsi, UKRAINE

Published online: February 15, 2017

(Accepted for publication December 20, 2016)

DOI:10.7752/jpes.2017.s1002

Art # 3 pp. 16 – 22

[Evaluation of the Relationship between Financial Performance and Sport Success in European Football](#)

ILKER SAKINC1, SULEYMAN ACIKALIN2, AYDOGAN SOYGUDEN3

1Hitit University, Faculty of Business and Administration, TURKEY

2Hitit University, Faculty of Business and Administration, TURKEY

3Erciyes University, School of Physical Education and Sport, TURKEY

Published online: February 15, 2017

(Accepted for publication December 20, 2016)

DOI:10.7752/jpes.2017.s1003

Art # 4 pp. 23 – 27

[Innovative approaches for evaluating physical fitness of servicemen in the system of professional training](#)

ARTUR ODEROV1, SERHII ROMANCHUK2, SERHII FEDAK3, MAKSYM KUZNETSOV4, ANDRII PETRUK5, ANTONINA DUNETS-LESKO6, OREST LESKO7, OLEH OLKHOVYI8

1,3,4,5Department of physical education, special physical training and sport, National Army Academy named after Hetman Petro Sahaidachnyi

2Department of theory and methodology of physical education, Lviv State University of Physical Culture

6Department of track-and field athletics, Lviv State University of Physical Culture

7Department of physical education, Lviv National Academy of Arts

8Kharkiv State Academy of Physical Culture.UKRAINE

Published online: February 15, 2017

(Accepted for publication December 20, 2016)

DOI:10.7752/jpes.2017.s1004

Art # 5 pp. 28 – 33

[Technical preparedness of sportsmen in the kettlebell sport](#)

PRONTENKO KOSTIANTYN1, KLACHKO VOLODYMYR2, BONDARENKO VALENTIN3, PRONTENKO

VASYL4, HUTORYANSKIY OLEKSANDR5, BEZPALIY SERGIY6, ANDREYCHUK VOLODYMYR7

1, 4Zhytomyr Military Institute named after S. P. Koroliov, Zhytomyr, UKRAINE

2, 3, 5, 6National Academy of Internal Affairs, Kyiv, UKRAINE

7Educational-Sporting Base of Summer Types of Sport of Department of Defense of Ukraine, Lviv, UKRAINE

Published online: February 15, 2017

(Accepted for publication December 20, 2016)

DOI:10.7752/jpes.2017.s1005

Art # 6 pp. 34 – 39

[Use of health tourism as a basis for improving physical condition of primary school age children](#)

HALYNA BUTENKO1, NATALIYA GONCHAROVA2, VOLODYMYR SAIENKO3, HANNA TOLCHIEVA4

1Department of Theory and Methodology of Physical Education, Oleksandr Dovzhenko Hlukhiv national pedagogical university, UKRAINE

2Department of Biomechanics and sports metrology, National university of physical education and sport of Ukraine, UKRAINE

3,4 Department of Olympic and professional sports, Kharkov State Academy of Physical Culture, UKRAINE

Published online: February 15, 2017

(Accepted for publication December 27, 2016)

DOI:10.7752/jpes.2017.s1006

Art # 7 pp. 40 – 47

[Physical activity as an educational dimension in the contemporary pre-school curricula in the world and in Serbia](#)

MALCIC BORKA1, MARIC-JURISIN STANISLAVA2

1Pedagogy, University of Novi Sad, Faculty of Philosophy, SERBIA

2Pedagogy, University of Novi Sad, Faculty of Philosophy, SERBIA

Published online: February 15, 2017

(Accepted for publication December 27, 2016)

DOI:10.7752/jpes.2017.s1007

Art # 8 pp. 48 – 59

[Effects of oat bran and jogging on aerobic capacity, lipid profile and antioxidant parameters in young sedentary males](#)

NOOR AINI SAHRIR¹, FOONG KIEW OOI^{2*}, CHEE KEONG CHEN³, WIN MAR KYI⁴, JAMAAYAH MEOR-OSMAN⁵

^{1,2,3,5} Exercise and Sports Science Programme, School of Health Sciences, Universiti Sains Malaysia, MALAYSIA

⁴Department of Chemical Pathology, School of Medical Sciences, Universiti Sains Malaysia, MALAYSIA

Published online: February 15, 2017

(Accepted for publication December 27, 2016)

DOI:10.7752/jpes.2017.s1008

Art # 9 pp. 60 – 65

[The paradigm of health maintenance at higher education institutions as an important component of human development in terms of modernity](#)

OLGA I. ZAVYDIVSKA¹, NATALIYA N. ZAVYDIVSKA²,

OLENA V. KHANIKIANTS³, OLGA V. RYMAR⁴

¹ Department of Human Resources Management, Lviv institute of Banking University, UKRAINE

^{2,3,4}Department of Theory and Methodology of Physical Education, Lviv State University of Physical Culture UKRAINE

Published online: February 15, 2017

(Accepted for publication December 27, 2016)

DOI:10.7752/jpes.2017.s1009

Art # 10 pp. 66 – 69

[Formation of adequate self-esteem in tennis players in the system of psychological training](#)

HELEN GANT OLENA ORLENKO¹, IAROSLAVA MALYK²

^{1,2}Kharkiv State Academy of Physical Culture, KHARKIV, UKRAINE.

Published online: February 15, 2017

(Accepted for publication December 27, 2016)

DOI:10.7752/jpes.2017.s1010

Art # 11 pp. 70 – 73

[Solving one-on-one game situations by outside midfielders in top-level football](#)

HOLIENKA MIROSLAV¹, FARKAŠOVSKÝ DÁVID²

^{1,2}Department of Sports Games, Faculty of Physical Education and Sports, Comenius University in Bratislava SLOVAKIA

Published online: February 15, 2017

(Accepted for publication January 06, 2017)

DOI:10.7752/jpes.2017.s1011

Art # 12 pp. 74 – 83

[Opinions of primary school students on taking part in sport activities in selected regions of Slovakia](#)

ŠTEFAN ADAMČÁK¹, MIROSLAV NEMEC¹, PAVOL BARTÍK¹

¹ Department of Physical Education and Sports, Faculty of Arts, Matej Bel University, Banská Bystrica, SLOVAKIA

Published online: February 15, 2017

(Accepted for publication January 06, 2017)

DOI:10.7752/jpes.2017.s1012

Art # 13 pp. 84 – 91

[Physical fitness profiles of lower-level students in elementary schools based on observation guidelines](#)

YUSTINUS SUKARMIN^{1*}, SUDARDIYONO²

¹ Department of Health Education and Recreation, Faculty of Sport Science, Universitas Negeri Yogyakarta, Yogyakarta, 55281, INDONESIA

2 Department of Sport Education, Faculty of Sport Science, Universitas Negeri Yogyakarta, Yogyakarta, 55281, INDONESIA

Published online: February 15, 2017
(Accepted for publication January 06, 2017)
DOI:10.7752/jpes.2017.s1013

Art # 14 pp. 84 – 91

[Effect of User's Trust in Usefulness, Attitude and Intention for Mobile Sports Content Services](#)

DAE-HYUN YOO¹, DAE-SUN KO², IN-SUNG YEO³
1,2,3Department of Sport and Leisure, Yonsei University, KOREA
Published online: February 15, 2017
(Accepted for publication January 06, 2017)
DOI:10.7752/jpes.2017.s1014

Art # 15 pp. 97 – 100

[Evolution of the ageing process, quality of life and physical fitness in western countries](#)

PEDRO JESÚS RUIZ-MONTERO¹, ÓSCAR CHIVA-BARTOLL²
1School of Educacion. International University of La Rioja, Logroño, SPAIN.
2Department of Education, University Jaume I, Castellón, SPAIN.
Published online: February 15, 2017
(Accepted for publication January 11, 2017)
DOI:10.7752/jpes.2017.s1015

Art # 16 pp. 101 – 106

[Influence of physical activities on the posture in 10-11 year old schoolchildren](#)

ŠTEFAN BALKÓ¹, IVA BALKÓ², LADISLAV VALTER³, MAREK JELÍNEK⁴
1,2,3 Department of Physical Education and Sport, Faculty of Education, J.E. Purkyně University in Ústí nad Labem, CZECH REPUBLIC
4 Faculty of Health Studies, Laboratory for Human Motion Study, J.E. Purkyně University in Ústí nad Labem, CZECH REPUBLIC
Published online: February 15, 2017
(Accepted for publication January 11, 2017)
DOI:10.7752/jpes.2017.s1016

Art # 17 pp. 107 – 116

[Social pressure factors aimed at football referees in Turkey: a study on the 2nd league, 3rd league and amateur league referees](#)

MERT KEREM ZELYURT¹, MUZZEZ ŞAŞMAZ ATAÇOCUĞU²
1,2Department of Sports Management, Faculty of Sport Sciences, Marmara University, TURKEY
Published online: February 15, 2017
(Accepted for publication January 11, 2017)
DOI:10.7752/jpes.2017.s1017

Art # 18 pp. 117 – 121

[From Push to Full: Factors Influencing Turnover Decisions of Middle-level Athletic Administrators](#)

SIMON M. PACK¹, DOYEON WON²
1Division of Sport Management, St. John's University, USA
2Department of Sport Industry Studies, Yonsei University, REPUBLIC OF KOREA
Published online: February 15, 2017
(Accepted for publication January 11, 2017)
DOI:10.7752/jpes.2017.s1018

Art # 19 pp. 122 – 126

[Comparison of the current level of the selected speed abilities of juniors in terms of player positions in ice hockey](#)

RASTISLAV PAĽOV1; PAVOL PIVOVARNIČEK2; ĽUDMILA JANČOKOVÁ3 1,2,3 Department of Physical Education and Sports, Faculty of Arts, Matej Bel University, SLOVAK REPUBLIC Published online: February 15, 2017 (Accepted for publication January 11, 2017) DOI:10.7752/jpes.2017.s1019

Art # 20 pp. 127 – 134

[Developing a measurement tool of the effectiveness of the physical education teachers' teaching and learning process](#)

NYAK AMIR1, SAIFUDDIN2

1,2Department of Physical Education, Faculty of Teacher Training and Education, University of Syiah Kuala, Banda Aceh, INDONESIA

Published online: February 15, 2017

(Accepted for publication January 18, 2017)

DOI:10.7752/jpes.2017.s1020

Art # 21 pp. 135 – 141

[Impact of a specialized conditioning program on the development of postural stability of soccer referees](#)

JÁN HIANIK1, JAROMÍR ŠIMONEK2, PAVOL HORIČKA3

1,2,3Department of Physical Education & Sport, Faculty of Education, Constantine the Philosopher University, Nitra, SLOVAKIA

Published online: February 15, 2017

(Accepted for publication January 18, 2017)

DOI:10.7752/jpes.2017.s1021

Art # 22 pp. 142 – 145

[Effectiveness of a complex physical training program of fencers during the preliminary-basic work phase](#)

ALLA KHOKHLA1, OLHA PAVLOS2

1Danylo Halytsky Lviv National Medical University,

2Lviv State University of Physical Culture, UKRAINE

Published online: February 15, 2017

(Accepted for publication January 20, 2017)

DOI:10.7752/jpes.2017.s1022

Art # 23 pp. 146 – 155

[Systemic approach and mathematical modeling in physical education and sports](#)

ANATOLIY LOPATIEV1, OLGA IVASHCHENKO2, OLEG KHUDOLII3, YAROSLAV PJANYLO4, SERGII CHERNENKO5, TETIANA YERMAKOVA6

1 Lviv State University of Physical Culture, Lviv, UKRAINE

2,3H.S. Skovoroda Kharkiv National Pedagogical University, UKRAINE

1,4Centre of Mathematical Modelling of IAPMM named after Ya.S.Pidstryhach Ukrainian National Academy of Sciences, UKRAINE

5Donbass State Machine-building Academy, UKRAINE

6Kharkiv State Academy of Design and Arts, UKRAINE

Published online: February 15, 2017

(Accepted for publication January 21, 2017)

DOI:10.7752/jpes.2017.s1023

Original Article

Physical fitness profiles of lower-level students in elementary schools based on observation guidelines

YUSTINUS SUKARMIN^{1*}, SUDARDIYONO²

¹ Department of Health Education and Recreation, Faculty of Sport Science, Universitas Negeri Yogyakarta, Yogyakarta, 55281, INDONESIA

² Department of Sport Education, Faculty of Sport Science, Universitas Negeri Yogyakarta, Yogyakarta, 55281, INDONESIA

Published online: February 15, 2017

(Accepted for publication January 06, 2017)

DOI:10.7752/jpes.2017.s1013

Abstract:

The performance test was implemented by the Physical Education teachers to evaluate the physical fitness of the students even though the test could potentially harm the students either physically or psychologically. This research was conducted to overcome the emergence of the problems (physical and psychological) during the physical fitness test of the lower-level elementary school students. This study is a descriptive quantitative research that uses one variable – the physical fitness profile. The observation guidelines consist of enthusiasm, excitement, and discipline. All of these aspects were used as the instrument of data collection. The objective of the research is to determine the physical fitness profile of the lower-level elementary school students. Thus, in this research, the physical fitness profile is assessed using observation guidelines to avoid the physical and psychological stresses. Based on the observation guidelines, the results of the research show that the physical fitness profile of the first graders from the chosen elementary school is as follows: (1) very good, none (0 %), (2) good, four students (15.4 %), (3) average, 16 students (61.5 %), (4) poor, six students (23.1 %), and (5) very poor, none (0 %). The results of the second graders are as follows: (1) very good, none (0 %), (2) good, six students (22.2 %), (3) average, 17 students (63.0 %), (4) poor, four students (14.8 %), and (5) very poor, none (0 %). The results of the third graders are as follows: (1) very good, four students (13.8 %), (2) good, eight students (27.6 %), (3) average, 15 students (51.7 %), (4) poor, two students (6.9 %), and (5) very poor, none (0 %). According to the results of the research, and based on the observation guidelines, it can be concluded that the physical fitness profile of the assessed lower-level elementary school students is average.

Key Words: physical fitness profiles; elementary school; lower-level students; non-test assessment; observation guidelines

Introduction

To this day, the performance test is used as the primary instrument for the Physical Education teachers to evaluate the physical fitness of the students. This test is used not only in senior and junior high schools, but also in elementary schools, even to test the lower-level students. The performance test, which is usually used by the Physical Education teachers, is the Indonesian Physical Fitness Test (IPFT). This test is adaptable to the age of the student under evaluation. For example, IPFT for the 16-19 year old students is used in a senior high school. IPFT for the 13-15 year old students is used in a junior high school. IPFT for the 10-12 year old students is used for the upper-level elementary school students. IPFT for the 6-9 year old students is used for the lower-level elementary school students.

The main consideration for using the performance test, such as IPFT, is the practicality of the test because it provides the implementation guidelines that make it easier to be implemented. Additionally, IPFT provides the assessment guidelines that make it easier to process the raw data to produce the score. Physical Education teachers have never before thought as comprehensively when considering the safety factor of the students during the physical fitness test.

The performance test becomes the primary instrument for evaluating the physical fitness of the students because the Physical Education teachers lack the information. Physical Education teachers from senior high schools, junior high schools, and elementary schools have been using the performance test, such as IPFT, the 2.4 km run test, or the 12 minute run test as the instrument for evaluating the physical fitness of the students. Physical Education teachers lack the capability of using various types of physical tests. This has constrained the use of other physical fitness tests.

Physical education teachers do not realize that the performance test can cause physical and psychological stress to the students especially the lower-level elementary school students (first, second, and third graders). The physical stress that is experienced by the students during the performance test can cause injury because the physical abilities of the students are still weak and cannot withstand the heavy loads. Furthermore,

the performance test can cause psychological stress. Specifically, when the students are afraid of performing the test, they start crying or even urinate during the test.

Based on the unpleasant empirical evidence, Thomas, Lee, and Thomas (1998, p.186) suggest that the Physical Education teachers should not implement the performance test to evaluate the physical fitness of the lower-level elementary school students. They suggest that the Physical Education teachers should conduct multiple observations when the students are performing physical activity to evaluate their physical fitness. However, the American Alliance for Health, Physical Education, Recreation, and Dance (AAHPERD) (2005, p.224) states that the authentic test is appropriate for the lower-level elementary school students.

According to Rink (2009, p.26), teachers are the most responsible people for developing and preserving the physical fitness of students through physical activities and sports. Lutan (2001, p.26) states that Physical Education teachers have very strategic roles and are one of the main aspects that form the attitude towards active lifestyle. Physical Education teachers, as educators in this case, are expected to create and try different strategies to maximize the competence and responsibility of their students (Hortiguela-Alcala, Perez-Pueyo, and Moncada-Jimenez, 2015, p.203), specifically towards their own fitness. There are many factors that determine fitness of a person. One such factor is the concern for his/her own physical activity. Physical activity is widely recognized as an important behavioural characteristic for promoting health and preventing disease (Marta, Marinho, and Marques, 2012, p.446). Siedentop (2002, p.394) argues that a nation that is able to encourage its people to perform physical activity is bound to significantly reduce the healthcare cost.

Nevertheless, Lu and Lisio (2009, p.175) remind that the overall objective of Physical Education is not only to improve the physical fitness of students but to instil the sense of affection towards physical fitness and activities throughout their lives. Similar argument is stated by Pangrazi (2010, p.2) and Rink (2009, p.26). Specifically, the main objective of Physical Education is to encourage students to develop active lifestyle to achieve and maintain their physical fitness. This means that physical fitness is not the final result but a continuous process that has to be sustained (Hinson, 1995, p.4). Furthermore, the National Association of Sport and Physical Education (NASPE) (2005, p.14) suggests that fitness is a journey, not a destination.

Physical fitness is a very important aspect of Physical Education. It has become one of the goals that has to be achieved by the students during the teaching-learning process by choosing various physical activities and sports (Department of Education, 2006, p.143). Healthy lifestyle and physical fitness have to be preserved throughout life. Thomas, Lee, and Thomas (2000, p.xx) suggest that physical fitness is a reflection of a physically active lifestyle. Students who are physically active will have their bodies in good shape and will be able to maintain their fitness (Rink, 2009, p.27). The result of the research shows that there is a significant correlation between the physical fitness and involvement in physical activities. Students who are more active during a physical activity will be more fit and slim and have fewer health risks (Thomas, Lee, and Thomas, 1998, p.10). The involvement in a physical activity by the students is influenced by their growth and development.

For a normal students' body, the height grows fast until three years of age. Then, the growth will remain constant until nine years of age. During this age, boys are slightly taller than girls. However, during puberty (10-13 years of age), girls will grow faster, which makes them taller than boys. When boys reach puberty, they will experience a rapid growth, which makes them taller and bigger than girls of the same age.

In relation to body weight, fast development occurs in babies but it becomes relatively constant during childhood. Boys will have higher weight than girls. When girls experience fast development at 9-10 years of age, they will have higher weight than boys. On the other hand, boys will have a fast growth at 13-14 years of age. Girls will have their body weight mature between 15-16 years of age. The same will occur for boys at 20 years of age (Thomas, Lee, and Thomas, 1998, p.16). Body size, including body height, weight, and muscle-fat ratio, affects the motor skill performance of the students. For example, students who are taller and weigh less are able to jump farther and have a better capability to perform various physical activities that require muscular endurance such as pull-ups and sit-ups (Thomas, Lee, and Thomas, 1998, p.17).

Physical fitness implies physical skill. A person is considered fit to perform a task if that person is able to perform it efficiently without experiencing exhaustion and quickly recover after performing the task. Corbin, Masurier, and Lambdin (2007, p.9) argue that physical fitness is the ability of the body systems to work together efficiently. According to Wikgren (2010, p.22), physical fitness is a way to measure the ability of the body to perform a physical activity ranging from moderate to high intensity without experiencing exhaustion. According to these boundaries, it can be concluded that physical fitness is the ability of a person to perform physical activity efficiently without experiencing exhaustion and quickly recover to the normal state.

Physical fitness is one of the physical aspects of the total fitness that makes a person able to live productively and able to adapt to physical burden. A person with a good physical fitness does not get exhausted easily and is able to continue the activity even during the exhaustion (Prastiwi and Suharjana, 2014, p.25). Thus, physical fitness involves a person's physical adaptation skill towards the physiological change in the body due to certain work. Furthermore, physical fitness describes a person's degree of health for performing various physical activities from moderate to high intensity.

According to Schmottlach, McManama, and Hicks (2010, p.16), physical fitness can be divided into two categories, which are health-related fitness and skill-related fitness. Hinson (1995, pp.6-7), Summerford

(2000, p.135), and Wikgren (2010, p.5) argue that health-related fitness includes five components, which are cardiorespiratory endurance, muscle strength, muscle endurance, flexibility, and body composition. On the other hand, skill-related fitness includes six components such as agility, balance, coordination, speed, power, and reaction time. The discussion of this research emphasizes the health-related fitness.

Among the five components of health-related fitness, cardiorespiratory endurance is the most essential. This shows that cardiorespiratory endurance is a sufficient representative indicator that describes a physical fitness status of a person. Additionally, a person with a good fitness status has a good cardiorespiratory endurance. If a person has a good cardiorespiratory endurance, this also means that the person has a high maximum aerobic capacity (VO_2 max). VO_2 max is considered as the best criterion of the cardiorespiratory endurance capacity or physical fitness. According to Thomas, Lee, and Thomas (1998, p.26), the average VO_2 max of an active student is approximately 40-50 millilitre/kilogram of body weight/minute. This means that every kilogram of body weight consumes 40-50 millilitres of oxygen per minute during an intense physical activity. Cardiorespiratory endurance is the ability of the heart, circulatory system, and lungs to supply oxygen to the working muscles for a long period of time and to remove metabolic residue (Hinson, 1995, p.6; Schmottlach, McManama, and Hicks, 2010, p.16).

Physical fitness development should always be a priority if a person (i.e., a student) does not want to experience difficulty in life. The development of physical fitness implies training of physical fitness components such as cardiorespiratory endurance, muscle strength, muscle endurance, and flexibility. Thus, to improve or maintain physical fitness, a person has to exercise regularly and measurably. In addition, a person has to consume healthy food with balanced nutrients such as carbohydrates, proteins, fats, vitamins, minerals, and water. Another important factor is relaxation to achieve recovery because human body has its limits. This needs to be instilled into students by Physical Education teachers as early as possible for students to have a strong foundation for healthy life (Kumar, 2011, p.573).

The effectiveness of the implementation of the training program or physical fitness development can be determined via evaluation. Various tests have been developed to measure a person's physical fitness. There are simple tests and series of tests. Simple tests are easy to conduct using simple equipment, which is cheap and easy to obtain, but that allows to assess physical fitness. The results are equal to the laboratory measurement. Simple tests include the Harvard step test, 12 minute walk-run test, 2.4 km walk-run test, 15 minute walk-run test, and multi-staged test. A series of tests to measure the physical fitness include Indonesian Physical Fitness Test (IPFT) for various age groups (e.g., IPFT 6-9 years of age category, IPFT 10-12 years of age category, IPFT 13-15 years of age category, IPFT 16-19 years of age category), Teenage Physical Fitness Test, American Alliance for Health, Physical Education, Recreation, and Dance (AAHPERD) test, and Physical Fitness and Health Test for Indonesian Armed Forces. In addition, there is a series of physical fitness tests that are standard for Asia such as the Asian Committee on the Standardization of Physical Fitness Test (ACSPFT). Another series of physical fitness tests with international standards is the International Committee on Standardization of Physical Fitness Test (ICSPFT).

The equipment that is used to measure the physical fitness components mentioned earlier is called a fitnessgram. Fitnessgram is primarily oriented and related to physical fitness exercises. Furthermore, there is an activitygram. It is used to assess the physical fitness of students using an activity note to determine the level of daily activity for a long period of time. Activitygram is primarily oriented and related to the physical fitness lifestyle (Rink, 2009, p.29).

Materials and methods

This study is a descriptive research to determine the independent variable value (either one or more variables) without comparing or relating the variables (Sugiyono, 2004, p.11). The variable of this research is the physical fitness profile.

The subjects of this research were 82 lower-level students from the SD Negeri Ambarukmo (Ambarukmo Elementary School). There were 26 first-grade students, 27 second-grade students, and 29 third-grade students. This was a census research because every subject was used as a research sample. Therefore, there was no generalization in this research, and the result was applicable only to Ambarukmo Elementary School, which was the subject of the research.

The instrument that was used to collect the physical fitness data from the Ambarukmo Elementary School students was a non-test, which includes the observation guidelines that consist of four aspects such as enthusiasm, excitement, discipline, and totality of students' performance. Each aspect has five descriptors. The instrument that was used to evaluate the physical fitness of the lower level students has been validated by competent experts in this field and has a validity coefficient of 0.904. The observation guidelines that were used as the research instrument are enclosed in this paper as the appendix. Therefore, it is recommended to look at the Appendix. The technique of descriptive quantitative with percentage was used as the data analysis technique for this research (Suharsimi, 2006, p.215). Because there was no hypothesis in this research, the analysis was directed to answer the problem formulations. The analysis steps were as follows: (1) the aspect score of each student was summed, (2) the total aspect score of each student was divided by the total aspect observed, (3) the

quotient result was converted to the assessment standard, (4) and the physical fitness score of a student was converted into percentage.

Results

The research data obtained from authentic scoring using the observation guidelines during the physical education teaching-learning process has been analysed, and the results are shown in Tables 1-6.

Table 1. Total physical fitness score of the first grade students

No.	Aspects	Score				Note
		I1	C1	I2	C1	
1.	Enthusiasm	3.1	M	3.1	M	No Change
2.	Excitement	3	M	3.1	M	Increased
3.	Discipline	2.8	M	3	M	Increased
4.	Totality	3.0	M	3.1	M	Increased
Average		3.0	M	3.1	M	Increased

Table 1 shows that for two implementations (I1 and I2) of the physical fitness data collection, the measured aspects for the first-grade students have scores between 2.8 to 3.1. Moreover, there is no significant change in the score, the difference is between 0.1 and 0.2, and there is even no change in the score of the enthusiasm aspect. The category (C1) of the average aspect score is moderate (M). This shows that the physical fitness of the first-grade students from the Ambarukmo Elementary School is moderate.

Table 2. Total physical fitness score of the second-grade students

No.	Aspects	Score				Note
		I1	C1	I2	C1	
1.	Enthusiasm	3.2	M	3.2	M	No Change
2.	Excitement	3.1	M	3.2	M	Increased
3.	Discipline	3	M	3.1	M	Increased
4.	Totality	3.1	M	3.2	M	Increased
Average		3.1	M	3.2	M	Increased

Table 2 shows that for two implementations of the physical fitness data collection, the measured aspects for the second-grade students have scores between 3 to 3.2. Moreover, the score change is relatively small. The score increased by 0.1, and there was no change in the score of the enthusiasm aspect. The score change was insignificant. The average of the aspect score can be categorized as moderate. This shows that the physical fitness of the second-grade students from the Ambarukmo Elementary School is moderate.

Table 3. Total physical fitness score of the third-grade students

No.	Aspects	Score				Note
		I1	C1	I2	C1	
1.	Enthusiasm	3.2	M	3.6	M	Increased
2.	Excitement	3.2	M	3.6	M	Increased
3.	Discipline	3.1	M	3.5	M	Increased
4.	Totality	3.2	M	3.6	M	Increased
Average		3.2	M	3.6	M	Increased

Table 3 shows that for two implementations of the physical fitness data collection, the measured aspects for the third-grade students have scores between 3.1 and 3.6. Furthermore, the score change is relatively small (only 0.4 for the overall aspects measured). There is no significant increase of the score. The average of the aspect score can be categorized as moderate. This shows that the physical fitness of the third-grade students from the Ambarukmo Elementary School is moderate.

Table 4. The physical fitness percentage of the first-grade students

No.	Categories	Meeting 1		Meeting 2		Note
		Σ	%	Σ	%	
1.	Very Good	0	0	0	0	No Change
2.	Good	4	15.4	4	15.4	No Change
3.	Average	10	38.5	16	61.5	Increased
4.	Poor	12	46.1	6	23.1	Decreased
5.	Very Poor	0	0	0	0	No Change
Total		26	100	26	100	-

Table 4 shows that for two implementations of the physical fitness data collection, there are no first-grade students (0 %) whose physical fitness can be categorized as very good and very poor. There are four first-grade students (15.4 %) whose physical fitness can be categorized as good (both on the first and on the second

meeting). Regarding the average category of the first-grade students, there are 10 students (38.5 %) on the first meeting and 16 students (61.5 %) on the second meeting. Thus, there is an increase of six students (23 %) in the average category. There are first-grade students whose physical fitness can be categorized as poor, 12 students (46.1 %) on the first meeting and six students (23.1 %) on the second meeting. Thus, there is a decrease of six students (23 %) in the poor category.

Even though the number of first-grade students, whose physical fitness is categorized as average, has increased, and the number of students, whose physical fitness is categorized as poor, has decreased, these changes are within the poor-average range. Furthermore, 10 first-grade students (38.5 %) on the first meeting and 16 first-grade students (61.5 %) on the second meeting are categorized as average. Therefore, the physical fitness of the first-grade students from the Ambarukmo Elementary School is average.

Table 5. The physical fitness percentage of the second-grade students

No.	Categories	Meeting 1		Meeting 2		Note
		Σ	%	Σ	%	
1.	Very Good	0	0	0	0	No Change
2.	Good	6	22.2	6	22.2	No Change
3.	Average	12	44.5	17	63.0	Increased
4.	Poor	9	33.3	4	14.8	Decreased
5.	Very Poor	0	0	0	0	No Change
Total		27	100	27	100	-

Table 5 shows that for two implementations of the physical fitness data collection, there are no second-grade students (0 %) whose physical fitness can be categorized as very good and very poor. There are six second-grade students (22.2 %) whose physical fitness can be categorized as good both on the first and second meeting. Regarding the average category of the second-grade students, there are 12 students (44.5 %) on the first meeting and 17 students (63.0 %) on the second meeting. Thus, there is an increase of five students (18.5 %) in the average category. Regarding the poor category of the second-grade students, there are nine students (33.3 %) on the first meeting and four students (14.8 %) on the second meeting. Thus, there is a decrease of five students (18.5 %) in the poor category.

Even though the number of second-grade students, whose physical fitness is categorized as average, has increased, and the number of students, whose physical fitness is categorized as poor, has decreased, these changes remain within the poor-average range. Furthermore, 12 second-grade students (44.5 %) on the first meeting and 17 second-grade students (63.0 %) on the second meeting are categorized as average. Therefore, the physical fitness of the second-grade students from the Ambarukmo Elementary School is average.

Table 6. The physical fitness percentage of the third-grade students

No.	Categories	Meeting 1		Meeting 2		Note
		Σ	%	Σ	%	
1.	Very Good	3	10.3	4	13.8	Increased
2.	Good	9	31.0	8	27.6	Decreased
3.	Average	13	45.0	15	51.7	Increased
4.	Poor	4	13.7	2	6.9	Decreased
5.	Very Poor	0	0	0	0	No Change
Total		29	100	29	100	-

Table 6 shows that for two implementations of the physical fitness data collection, there are no third grade students (0 %) whose physical fitness can be categorized as very poor. There are three third-grade students (10.3 %) on the first meeting and four third-grade students (13.8 %) on the second meeting whose physical fitness can be categorized as very good. Thus, there is an increase of one student (3.5 %) in the very good category. Regarding the good category of the third-grade students, there are nine students (31.0 %) on the first meeting and eight students (27.6 %) on the second meeting. Thus, there is a decrease of one student (3.4 %) in the good category. Regarding the average category of the third-grade students, there are 13 students (45.0 %) on the first meeting and 15 students (51.7 %) on the second meeting. Thus, there is an increase of two student (6.7 %) for the average category. On the other hand, there are four third-grade students (13.7 %) whose physical fitness can be categorized as poor on the first meeting and two students (6.9 %) on the second meeting. Thus, there is a decrease of two students (6.8 %) in the poor category. Even though the number of the third-grade students, whose physical fitness is categorized as very good, has increased, and the number of students, whose physical fitness is categorized as good and poor, has decreased, the changes are insignificant. Furthermore, 13 third-grade students (45.0 %) on the first meeting and 15 third-grade students (51.7 %) on the second meeting are categorized as average. Therefore, the physical fitness of the third-grade students from the Ambarukmo Elementary School is average.

Discussion

Overall, the physical fitness of the first, second, and third-level students can be categorized as average. However, upon closer examination, a significant difference in physical fitness percentage is observed between the first and second-grade students on the one hand and the third-level students on the other hand. In the first and second grades, there are no students (0 % of students), whose physical fitness can be categorized as very good. However, in the third grade, there are 3 students (10.3 %) on the first meeting and four students (13.8 %) on the second meeting, whose physical fitness can be categorized as very good. Furthermore, Tables 4-6 show that with the increase in level, there are more students whose physical fitness can be categorized as average to good and very good. The third grade has a higher physical fitness percentage than the second grade, and the second grade has a higher physical fitness than the first grade.

Physical fitness is influenced by the person's lifestyle including dietary habits, activity pattern, rest pattern, and mindset. The most important factor is the activity pattern. Thomas, Lee, and Thomas (2000, p.xx) suggest that physical fitness is a reflection of the physically active lifestyle. A student who is physically active tends to have a fit body and will always maintain his fitness (Rink, 2009, p.27). The result of the research shows that there is a significant relation between physical fitness and participation in physical activity. A student who is more active in a physical activity will be fitter, slimmer, and have less health risks (Thomas, Lee, Thomas, 1998, p.10). The participation of students in a physical activity is influenced by their growth and development.

The higher scores of the third-grade students and their physical fitness percentage are reasonable. They already have more time and experience in learning either at school through motion tasks given by the teachers or outside the school through their physical activities with their peers. There is a profound implicit message conveyed by this statement that the process is important for achieving a better learning result. The behavioural changes in students, who are the targets of the teaching-learning process, are not easy to achieve because these changes require time. Schmidt (2004, pp.195-198) suggests that the learning process requires three stages. These stages are verbal-cognitive stage, motoric stage, and automatic stage. During the early stage of learning a motion task, students require information to understand how the task should be performed. Then, the students start to perform the task, and they will finally be able to find the motion patterns that are in accordance with the motion task. After multiple exercises, students will eventually be able to perform the motion task automatically. Patience, diligence, and perseverance are key for successfully achieving future goals.

Longer time and more learning experience allows third-grade students to perform activities that involve every organ in the human body. Therefore, they will have a healthier body, stronger muscles, and a better motoric quality (Saputra, 2004, p.7) compared with the first and second-grade students. This is in accordance with the characteristics of the first, second, and third-grade students. Annarino, Cowell, and Hazelton cited by Hidayatullah (2013, p.30) suggest that the first and second-grade students have slower movement reaction, less coordination, softer bones, and lower endurance. However, the third-grade students have better conditions than the first and second-grade students.

Conclusions

According to the results of research and discussion, it can be concluded that the physical fitness profile of lower-level students (first, second, and third grade) from the Ambarukmo Elementary School can be categorized as average based on the use of observation guidelines.

The results of the research have theoretical and practical implications for the Physical Education especially in relation to the physical fitness test. Theoretically, the results of the research can open new horizons for the Physical Education teachers for the physical fitness assessment, particularly in relation to the instruments that are used to measure the physical fitness of lower-level elementary school students. The existence of the observation guidelines for the physical fitness assessment can be a new alternative instrument for the Physical Education teachers to measure the physical fitness of lower-level elementary school students. Practically, the results of the research provide a new solution for the Physical Education teachers to overcome the problem of implementing the physical fitness test for the lower-level elementary school students. The lower-level elementary school students have been physically and psychologically stressed during the physical fitness test due to the performance test that is used as the instrument. Using the observation guidelines, the lower-level elementary school students will no longer experience physical and psychological stresses. This condition will affect the result. The results that the students demonstrate will be more natural and in accordance with the actual condition.

According to the results of the research and the implications towards physical fitness, it is suggested that the lower-level elementary teachers do not use the performance test, such as IPFT, any longer as the instrument to evaluate the physical fitness of the lower-level elementary school students. Instead, the lower-level elementary teachers should use the observation guidelines as the instrument.

References

AAHPERD. (2005). *Physical education for lifelong fitness: The physical best teacher's guide*. Champaign, IL: Human Kinetics.

- Corbin, C.B., Masurier, G.C.L., & Lambdin, D.D. (2007). *Fitness for life: Middle school*. Champaign, IL: Human Kinetics.
- Department of Education. (2006). *Kurikulum tingkat satuan pendidikan mata pelajaran pendidikan jasmani olahraga dan kesehatan 2006* [School-based curriculum for the subject of physical education, sport, and health year 2006]. Yogyakarta: Ringinsari Elementary School.
- Hidayatullah, M.F. (2013). *Aktivitas gerak pada masa kanak-kanak* [Childhood motor activities] (1st ed.). Solo: Cakra Wijaya.
- Hinson, C. (1995). *Fitness for children*. Champaign, IL: Human Kinetics.
- Hortiguela-Alcala, D., Perez-Pueyo, A., & Moncada-Jimenez, J. (2015). An analysis of the responsibility of physical education students depending on the teaching methodology received. *Journal of Physical Education and Sport*, 15(2), pp.202-207. Doi: 10.7752/jpes.2015.02031;
- Kumar, A. (2011). Importance of physical education, games, and sports activities. *Visual Soft Research & Development Journal of Technical & Non-Technical Research*, 11(2), 570-573.
- Lu, C. & Lisio, A.D. (2009). Specifics for generalists: Teaching elementary physical education. *International Electronic Journal of Elementary Education*, 3(1), 170-187.
- Lutan, R., Hartoto, J., & Tomoliyus. (2001). *Pendidikan kebugaran jasmani: Orientasi pembinaan di sepanjang hayat* [Physical fitness education: Long life founding orientation]. Jakarta: Directorate General of Sport, Ministry of Education.
- Marta, C., Marinho, D., & Marques, M. (2012). Physical fitness in prepubescent children: An update. *Journal of Physical Education and Sport*, 12(4), pp.445-457. Doi: 10.7752/jpes.2012.04066;
- NASPE. (2005). *Physical best activity guide: Elementary level* (2nd ed.). Champaign, IL: Human Kinetics.
- Pangrazi, R.P. & Beighle, A. (2010). *Dynamic physical education for elementary school children*. San Francisco, CA: Pearson Benjamin Cummings.
- Prastiwi, B., & Suharjana, S. (2014). Pembuatan tes dan norma kebugaran jasmani untuk anak usia dini (4-6) tahun di provinsi DIY [Constructing a test and standard of physical fitness for 4-6 years old children in Yogyakarta Special Region]. *Jurnal Keolahragaan*, 2(1), 22 - 31. doi:<http://dx.doi.org/10.21831/jk.v2i1.2600>
- Rink, J.E. (2009). *Designing the physical education curriculum: Promoting active lifestyles*. New York, NY: McGraw-Hill.
- Saputra, Y.M. (2004). *Dasar-dasar keterampilan atletik: Pendekatan bermain untuk sekolah lanjutan tingkat pertama* [Athletics skill bases: Game approach for junior secondary schools]. Jakarta: Ministry of Education Directorate General of Secondary Education.
- Schmidt, R.A. & Wrisberg, C.A. (2004). *Motor learning and human performance* (3rd ed.). Champaign, IL: Human Kinetics.
- Schmottlach, N., McManama, J., & Hicks, L. (2010). *Physical education activity handbook* (12th ed.). San Francisco, CA: Pearson Education.
- Siedentop, D. (2002). Junior sport and the evolution of sport cultures. *Journal of Teaching in Physical Education*, 21(4), 394-410.
- Sugiyono. (2004). *Metode penelitian administrasi* [Administration research method] (11th ed.). Bandung: Alfabeta.
- Suharsimi. (2006). *Prosedur penelitian: Suatu pendekatan praktik* [Research procedure: A practical approach] (8th ed.). Jakarta: Rineka Cipta.
- Summerford, C. (2000). *PE-4-ME: Teaching lifelong health and fitness*. Champaign, IL: Human Kinetics.
- Thomas, J.R., Lee, A.M., & Thomas, K.T. (1998). *Physical education for children: Concepts into practice*. Champaign, IL: Human Kinetics.
- Thomas, K.T., Lee, A.M., & Thomas, J.R. (2000). *Physical education for children: Daily lesson plans for elementary school* (2nd ed.). Champaign, IL: Human Kinetics.
- Wikgren, S., Scott, C., & Rinaldi, A (Eds.). (2010). *Health and wellness for life*. Champaign, IL: Human Kinetics.

Appendix

Physical fitness measurement instruments

Observation guidelines

Scoring Guideline

The scoring guideline is as follows:

- Score 5 = When the students are able to involve 5 descriptors of enthusiasm/ excitement/ discipline/ totality aspects for performing the motion task.
- Score 4 = When the students are able to involve 4 descriptors of enthusiasm/ excitement/ discipline/ totality aspects for performing the motion task.
- Score 3 = When the students are able to involve 3 descriptors of enthusiasm/ excitement/ discipline/ totality aspects for performing the motion task.

Score 2 = When the students are able to involve 2 descriptors of enthusiasm/ excitement/ discipline/ totality aspects for performing the motion task.

Score 1 = When the students are able to involve 1 descriptors of enthusiasm/ excitement/ discipline/ totality aspects for performing the motion task.

Observed Aspects and Descriptors

Aspect	Descriptor
Enthusiasm	• Students perform the motion task that is given by the teacher passionately.
	• Students immediately perform the motion task that is given by the teacher.
	• Students remain active without being ordered by the teacher.
	• Students answer questions given by the teacher voluntarily.
Excitement	• Students ask the teacher to make himself clear.
	• Students perform the motion task with the expression of excitement without feeling pressured.
	• Students perform the motion task joyfully.
	• Students are able to relax or experience no pressure when performing the motion task.
Discipline	• Students excitedly reply to the greeting of the teacher at the beginning and at the end of the lesson.
	• Students excitedly answer the questions of the teacher.
	• Students arrive on time for the lesson.
	• Students perform the motion task in accordance with the regulations.
Totality	• Students ask the teacher's permission upon leaving the lesson.
	• Students pay attention to the teacher's explanation.
	• Students do not interfere with other friends during the lesson.
	• Students perform the motion task given by the teacher earnestly.
	• Students perform the motion task given by the teacher with appreciation.
	• Students sweat heavily when performing the motion task given by the teacher.
	• Students perform the motion task given by the teacher tirelessly.
	• Students perform the motion task consistently until the end of the lesson.

Assessment Standard

No.	Total Score	Category
1.	5.0	Very Good (VG)
2.	4.0 – 4.9	Good (G)
3.	3.0 – 3.9	Average (A)
4.	2.0 – 2.9	Poor (P)
5.	1.0 – 1.9	Very Poor (VP)

Observation Sheet

No.	Name	Aspect Score				Total
		Enthusiasm	Excitement	Discipline	Totally	
1.	Akmalia Putra	4	5	4	4	17
2.	Asalianinda	5	5	4	4	18
3.	Avioraneta	5	5	4	5	19
4.	Dewi Sekararum	5	4	4	5	18
5.	etc.					

Assessment

$$\text{Student's Score} = \frac{\text{Total Aspect Score Observed}}{\text{Total Aspect}}$$

Example:

Dewi Sekararum receives an enthusiasm score of 5, excitement score of 4, discipline score of 4, and totality score of 5. The total score that she receives is 18. Then, the total score is divided by the total aspect, which is 4. Thus, the obtained score is 4.5. This score is compared with the assessment standard. According to the assessment standard, the score of 4.5 can be categorized as good. Therefore, the physical fitness of Dewi Sekararu